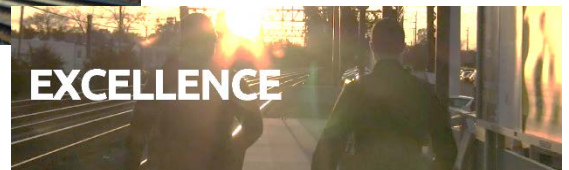



FAIRFIELD POLICE DEPARTMENT

Monthly Report – May 2020



Chief Christopher Lyddy

Fairfield Police Department

www.fpdct.com

This page intentionally left blank.

Section 1: Bureau / Division Reports

Noteworthy Police Work

Field Services Bureau

Other Items

Section 2: Statistical Activity Summary

Calls for Service Totals

Alarm response Summary

Motor Vehicle Activity

Parking Ticket Summary

Criminal Arrest Summary

Domestic Violence Arrest Summary

Calls for Service Breakdown Report

Section 1: Bureau / Division Reports

Noteworthy Police Work

Lieutenant Koval recognized Officer Rubis and Officer Terifay for their handling of a call involving a suicidal male. The paramedic on scene wrote a letter praising the actions of the two officers. The paramedic wrote, “The two officers present RUBIS and Terifay, in my opinion, exercised extreme restraint, displayed a level of professionalism far beyond any other town/city, and their handling of the entire scene contributed to the best outcome of a less than desirable circumstances.”

Sergeant Mastronardi recognized Officer Mirra, Officer Kaesmann and Canine Maverick. While on patrol Officer Mirra observed two suspicious males wearing masks standing next to a vehicle on Brooklawn Terrace. A check on the vehicle showed it was a stolen car out of Bridgeport. The two subjects took off running into backyards. A perimeter was set up and Officer Kaesmann and Canine Maverick started a track. They located the two subjects hiding behind a shed. Both were juveniles. They were charged with larceny and interfering and turned over to their parents.

Lieutenant Bucherati recognized Detective Burbige, Officer Wells, Lieutenant Broderick and Sergeant Hine for their work investigating a bank fraud. Officer Wells was the initial responding officer. He obtained a suspect description. Lieutenant Broderick located the suspect vehicle and as a result two suspects were taken into custody. A follow-up investigation showed that the two were implicated in multiple bank frauds throughout the United States. Federal authorities adopted the case and it was linked to a much larger international bank fraud scheme.

Lifesaving Award



Officer William Demotses, Officer Seth Jenkins, Officer Kevin Wells

Field Services

20-15179 | 1:25 AM | M.v. Accident | Renaldi, A | Oldfield Rd/Mona Ter

Multiple 911 Callers reported a vehicle had crashed into a utility pole on Oldfield Road at Mona Terrace taking down the pole, transformer, and utility lines. The car also caught on fire. The operator stated he took the turn too fast and lost control. He was transported by AMR to St. Vincent's Medical Center with neck and back pain. Due to him showing signs of intoxication, blood was requested and drawn during his treatment at the hospital. There were no signs the vehicle's brakes were applied prior to the crash.



20-16086 | 2:38 AM | Burglary - School | Mirra, J | 01407 Melville Av

The ECC received a 911 hang up from within Stratfield School. While checking the interior of the school, a juvenile was seen running inside the school. The juvenile was caught and taken into custody just outside the school. The 17-year-old juvenile was transported to his house to be turned over to his parents. After his handcuffs were removed, the juvenile attempted to punch officers several times before being taken to the ground. Believing he had calmed down, the juvenile was brought back to his feet. After he stood up, he spit blood in the face of Officer Gorton and he again had to be physically restrained and handcuffed until AMR arrived. Due to his violent actions, the fact he was intoxicated and his father did not think he could control him at the house, the juvenile was issued a summons and transported by AMR to St. Vincent's Medical Center. Officer Gorton followed AMR and was himself treated for minor injuries.

Special Services Bureau

<i>Traffic Safety Unit</i>	Jan	Feb	Mar	Apr	May	Jun	Jul	Aug	Sep	Oct	Nov	Dec
<i>Traffic Stops</i>	492	292	99	0	167							
<i>Infractions Issued</i>	188	95	20	0	0							
<i>Misdemeanor Summons</i>	10	6	5	0	1							
<i>Accidents Investigated</i>	16	30	15	0	13							
<i>Child Seat Installations</i>	14	34	15	0	0							
<i>DUI Arrests</i>	0	2	1	0	0							

<i>Traffic Crash Unit</i>	Jan	Feb	Mar	Apr	May	Jun	Jul	Aug	Sep	Oct	Nov	Dec
<i>Accidents Investigated</i>	73	51	40	20	20							
<i>Accidents with Injuries</i>	4	6	5	0	1							
<i>Search Warrants</i>	3	0	4	4	5							
<i>Arrest Warrants</i>	1	1	0	0	3							
<i>Misdemeanor Summons</i>	3	2	6	0	3							
<i>Infractions Issued</i>	17	8	18	11	7							
<i>Fatalities</i>	0	0	1	0	1*							

<i>Animal Control</i>	Jan	Feb	Mar	Apr	May	Jun	Jul	Aug	Sep	Oct	Nov	Dec
<i>Complaints</i>	65	70	68	66	92							
<i>Wildlife Complaints</i>	23	30	34	32	39							
<i>Animals Tested for Rabies</i>	0	1	5	0	1							
<i>Animals Positive / Rabies</i>	0	0	1	0	0							
<i>Animal Bites</i>	2	1	2	1	2							
<i>Written Warnings</i>	4	4	2	4	8							
<i>Infractions</i>	1	1	0	2	0							
<i>Misdemeanors</i>	0	0	0	0	1							

Lake Mohegan Enforcement: Periodic patrols conducted.

Note: Due to Coronavirus the shelter has been closed to the public since 3/12/20. Full complaint coverage is still provided to the town. Around 5/26, 5/27 there were several Bear sightings around the Lake Mohegan area

<i>Marine Unit</i>	April	May	JUN	JUL	AUG	SEPT	OCT
<i>Complaints</i>	5	12					
<i>Boats Towed</i>	0	1					
<i>Written Warnings</i>	0	0					
<i>Arrests</i>	0	0					
<i>Safety Inspections</i>	0	1					
<i>Total Calls For Service</i>	6	13					
<i>Hours Underway</i>	2	10					
<i>Community Events</i>	0	0					
<i>Location Checks</i>	1	12					
<i>Fatalities</i>	0	0					

Traffic Enforcement Targeted Areas

Valley Road	Cascade Drive
Burr Street	Springer Road
Redding Road	Mill Plain Road
Fairfield Beach Road	Congress Street
Melville Avenue	Rowland Road
S. Pine Creek Road	Pequot Avenue
Sturges Highway	Westport Turnpike
Black Rock Turnpike	Stratfield Road

Other Activities

- Assisted with beach and park coverage related to COVID-19
- *Assisted Weston Police with a fatal car accident on Georgetown Road in Weston.

Administrative Services Bureau

Training

- Annual Bloodborne, HazMat and Sexual Harassment online training.

Due to COVID-19 all in-person training is still cancelled.

Emergency Communications Center

	Jan	Feb	Mar	Apr	May	Jun	Jul	Aug	Sep	Oct	Nov	Dec
<i>Total Incoming Calls</i>	7,117	6,746	6,586	6,010	7,053							
<i>Total 911 Calls</i>	1,566	1,622	1,353	1,724	1,430							
<i>Total Outgoing Calls</i>	1,825	1,796	1,729	1,157	1,970							
<i>Total CSFs Processed</i>	3,816	3,419	3,237	4,079	3,678							
<i>% 911 Calls Under 10 Sec</i>	95.95	95.31	96.33	97.23	96.43							

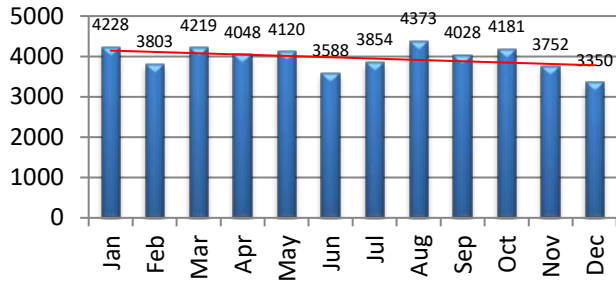
Section 3: Statistical Activity Summary

TOTAL CALLS FOR SERVICE

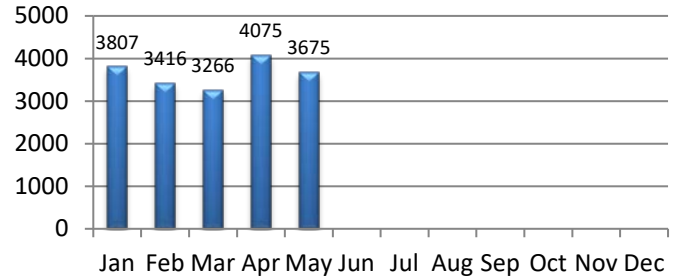
Calls for Service	Jan	Feb	Mar	Apr	May	Jun	Jul	Aug	Sep	Oct	Nov	Dec	YTD
2019	4228	3803	4219	4048	4120	3588	3854	4373	4028	4181	3752	3350	47,544
2020	3807	3416	3266	4075	3675								18,239

Note: Includes miscellaneous calls that may not be listed under the call analysis section

Calls For Service - 2019



Calls for Service - 2020

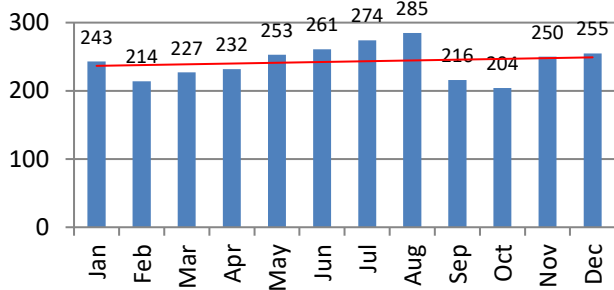


ALARM RESPONSE SUMMARY

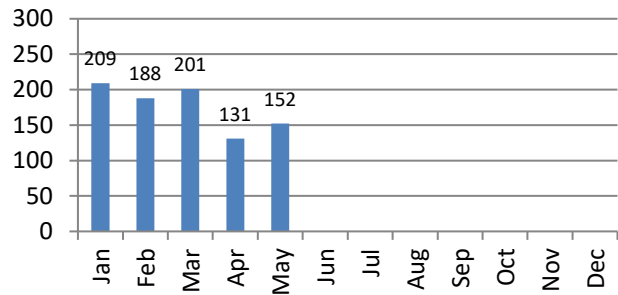
Total Alarms	Jan	Feb	Mar	Apr	May	Jun	Jul	Aug	Sep	Oct	Nov	Dec	YTD
2019	243	214	227	232	253	261	274	285	216	204	250	255	2,914
2020	209	188	201	131	152								881

False Alarms	Jan	Feb	Mar	Apr	May	Jun	Jul	Aug	Sep	Oct	Nov	Dec	YTD
2019	243	211	227	232	250	261	274	283	215	203	250	254	2,903
2020	209	182	201	131	152								875

Alarms - 2019



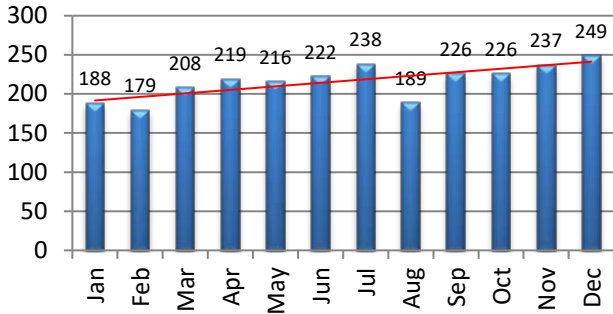
Alarms - 2020



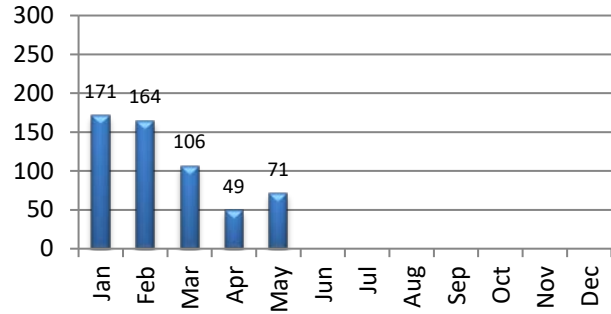
MOTOR VEHICLE ACTIVITY

MV Accidents	Jan	Feb	Mar	Apr	May	Jun	Jul	Aug	Sep	Oct	Nov	Dec	YTD
2019	188	179	208	219	216	222	238	189	226	226	237	249	2,597
2020	171	164	106	49	71								561

Motor Vehicle Accidents - 2019



Motor Vehicle Accidents - 2020



MV Enforcement	Jan	Feb	Mar	Apr	May	Jun	Jul	Aug	Sep	Oct	Nov	Dec	YTD
Warnings - 2019	328	325	310	254	273	223	269	353	294	328	278	222	3,457
2020	438	305	109	4	214								1,070

Infractions - 2019	317	290	315	575	367	171	279	675	199	249	258	103	3,798
2020	220	125	24	3	5								377

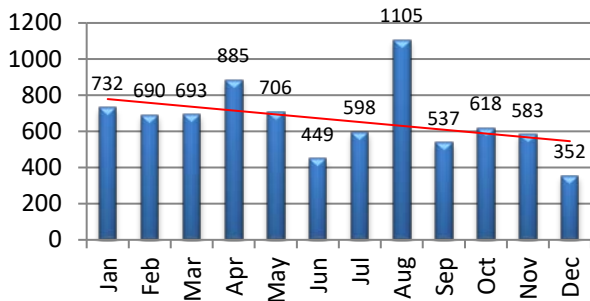
Misdemeanor - 2019	65	55	48	46	53	42	37	59	29	25	33	24	516
2020	34	18	14	0	1								67

Custodial - 2019	13	12	7	9	6	13	8	9	8	8	5	6	104
2020	5	5	2	0	2								14

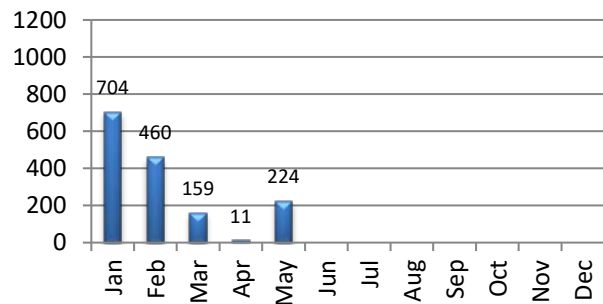
DUI Arrests - 2019	9	5	6	8	5	9	3	9	6	8	9	10	87
2020	4	7	4	1	2								18

MV Contacts - 2019	732	690	693	885	706	449	598	1105	537	618	583	352	7,948
2020	704	460	159	11	224								1,558

MV Contacts - 2019



MV Contacts - 2020



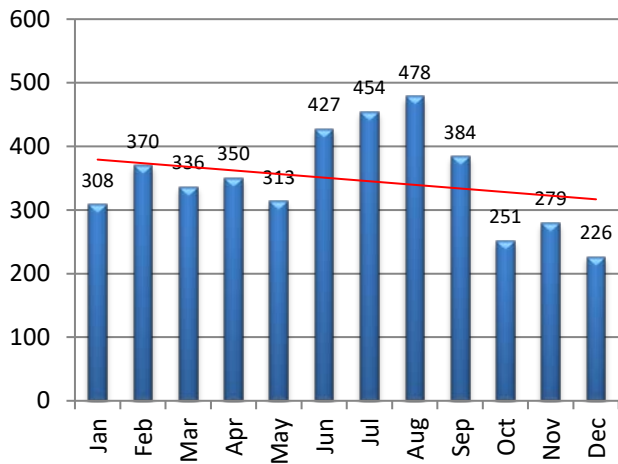
MV Enforcement: Type	Jan	Feb	Mar	Apr	May	Jun	Jul	Aug	Sep	Oct	Nov	Dec	YTD
Speeding Violations	158	92	20	0	3								273
Seatbelt Violations	3	1	1	0	0								5
Registration Violations	51	35	10	0	1								97
License Violations	8	11	14	2	1								36
Distracted Driving	3	7	4	0	0								14
Suspended Licence	18	11	7	1	2								39
Stop Sign Violations	83	22	15	2	26								148
Traffic Light Violation	6	9	2	0	3								20

The above incidents are a overview of common violations. These statistics are not the only motor vehicle enforcement actions taken. The above show top 6 violations for the month.

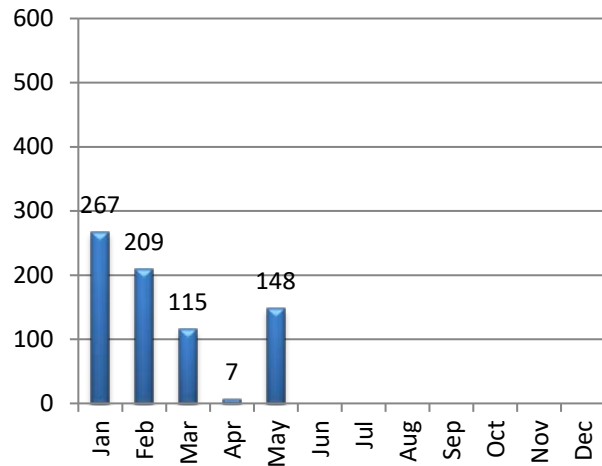
PARKING TICKET SUMMARY

Total Issued	Jan	Feb	Mar	Apr	May	Jun	Jul	Aug	Sep	Oct	Nov	Dec	YTD
2019	308	370	336	350	313	427	454	478	384	251	279	226	4176
2020	267	209	115	7	148								746

Parking Tags Issued 2019



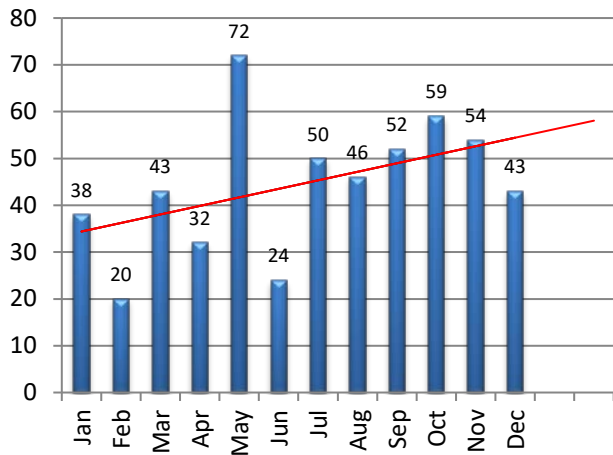
Parking Tags Issued - 2020



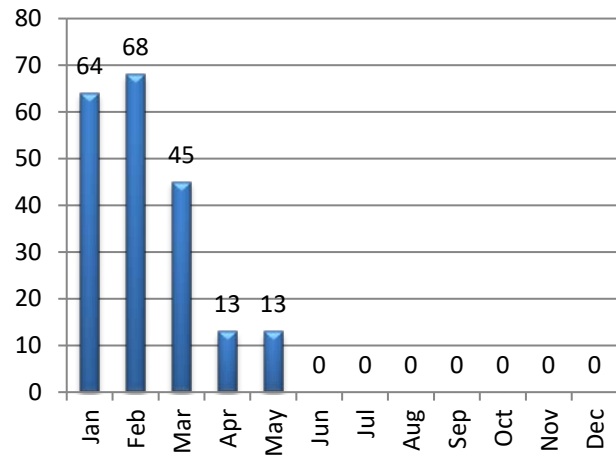
CRIMINAL ARREST SUMMARY

Criminal Arrests by Month	Jan	Feb	Mar	Apr	May	Jun	Jul	Aug	Sep	Oct	Nov	Dec	YTD
Larceny - 2019	26	7	28	23	46	19	31	33	34	44	37	32	360
2020	46	52	32	6	10								146
Vandalism - 2019	3	1	1	0	10	1	1	1	1	1	1	2	23
2020	2	3	10	4	0								19
MV Theft / Attempt - 2019	0	1	0	0	0	0	1	0	1	0	0	0	3
2020	1	0	0	0	1								2
Burglary / Attempt - 2019	6	9	8	1	8	0	10	3	11	8	5	6	75
2020	12	7	1	2	2								24
Assault - 2019	3	2	5	6	5	4	5	5	3	6	11	3	58
2020	2	6	2	1	0								11
Robbery - 2019	0	0	1	2	3	0	2	4	2	0	0	0	14
2020	1	0	0	0	0								1
2019	38	20	43	32	72	24	50	46	52	59	54	43	533
2020	64	68	45	13	13	0	0	0	0	0	0	0	203

Total Criminal Arrests - 2019



Total Criminal Arrests - 2020



Domestic Violence Arrests	Jan	Feb	Mar	Apr	May	Jun	Jul	Aug	Sep	Oct	Nov	Dec	YTD
2020	8	6	9	2	8								33

CALLS FOR SERVICE BREAKDOWN

		Jan	Feb	Mar	Apr	May	Jun	Jul	Aug	Sep	Oct	Nov	Dec	Total
911 HANG UP	2019	6	8	9	7	10	5	5	6	11	11	3	8	89
	2020	7	7	7	2	3								26
ABANDONED MOTOR VEHICLE	2019	9	8	14	6	4	9	14	5	7	5	10	4	95
	2020	7	7	5	4	7								30
AIRCRAFT CRASH	2019	0	0	0	0	0	0	0	0	0	0	0	0	0
	2020	0	0	0	0	0								0
AIRPLANE ACCIDENT	2019	0	0	0	0	0	0	0	0	0	0	0	0	0
	2020	0	0	0	0	0								0
ALARM	2019	0	0	0	0	0	0	0	1	0	0	0	0	1
	2020	0	0	0	0	0								0
ALARM EXCUSED	2019	0	3	0	0	3	0	1	1	1	1	0	1	11
	2020	0	6	0	0	0								6
ALARM FALSE	2019	243	211	227	232	250	261	273	283	215	203	250	254	2902
	2020	209	182	201	131	152								875
ANIMAL COMPLAINT	2019	66	73	117	90	103	125	120	127	100	99	76	61	1157
	2020	57	84	84	73	86								384
ANIMAL RESCUE	2019	0	2	1	1	0	3	2	0	1	0	1	0	11
	2020	0	0	0	1	1								2
ANY SITUATION	2019	8	14	7	6	13	9	16	11	1	10	15	5	115
	2020	6	1	10	6	3								26
ASSAULT	2019	2	3	4	2	3	1	0	3	2	1	5	1	27
	2020	1	4	2	0	0								7
ASSAULT IN PROGRESS	2019	0	0	0	0	0	0	0	0	0	0	0	0	0
	2020	0	0	0	0	0								0
ASSISTANCE	2019	186	180	174	171	181	186	177	171	216	210	175	156	2183
	2020	163	159	107	106	134								669
BANK ESCORT	2019	22	15	21	22	22	20	22	22	19	22	16	21	244
	2020	23	19	22	18	11								93
BOAT CRASH	2019	0	0	0	0	0	0	0	0	0	0	0	0	0
	2020	0	0	0	0	0								0

		Jan	Feb	Mar	Apr	May	Jun	Jul	Aug	Sep	Oct	Nov	Dec	Total
BOAT FIRE (AT DOCK)	2019	0	0	0	0	0	0	0	0	0	0	0	0	0
	2020	0	0	0	0	0								0
BOMB THREAT	2019	0	0	0	0	0	0	0	0	0	0	0	0	0
	2020	0	0	0	0	0								0
BREACH OF PEACE	2019	46	35	54	37	54	67	43	53	52	51	50	39	581
	2020	40	49	46	42	64								241
BURGLARY	2019	0	3	1	2	1	1	1	1	1	1	0	5	17
	2020	2	3	0	0	0								5
BURGLARY - RESIDENCE	2019	2	1	1	0	4	1	6	2	1	0	0	0	18
	2020	8	1	1	2	2								14
BURGLARY - COMMERCIAL	2019	4	1	3	0	0	6	4	2	3	3	0	0	26
	2020	1	5	3	2	0								11
BURGLARY - GARAGE	2019	1	0	0	0	0	0	1	5	0	3	0	3	13
	2020	2	2	1	0	4								9
BURGLARY - SCHOOL	2019	0	0	0	0	0	0	0	0	0	0	0	0	0
	2020	1	1	0	0	1								3
BURGLARY ATTEMPT	2019	1	1	0	1	1	0	0	2	1	1	1	0	9
	2020	0	0	0	0	0								0
BURGLARY ATTEMPT - RESIDENCE	2019	0	0	1	0	3	1	5	1	1	2	0	0	14
	2020	0	1	0	1	1								3
BURGLARY ATTEMPT - COMMERCIAL	2019	0	0	2	0	0	0	0	1	1	2	0	0	6
	2020	0	3	2	0	0								5
BURGLARY ATTEMPT - SCHOOL	2019	0	0	0	0	0	0	0	0	0	0	0	0	0
	2020	0	1	0	0	0								1
BURGLARY IN PROGRESS	2019	0	0	0	0	0	0	0	0	0	0	0	0	0
	2020	1	0	0	0	0								1
BUSINESS/LOCATION CHECK	2019	1352	1192	1271	1086	1096	761	703	888	985	1047	823	745	11949
	2020	937	929	1323	2289	1335								6813
CANCEL 911 HANG-UP	2019	0	2	1	0	3	1	0	0	1	0	0	1	9
	2020	1	1	1	1	1								5
CANCELLED ALARM	2019	51	49	46	42	61	63	44	59	47	45	53	48	608
	2020	58	55	54	35	41								243

		Jan	Feb	Mar	Apr	May	Jun	Jul	Aug	Sep	Oct	Nov	Dec	Total
COMMUNITY EVENT	2019	46	42	25	39	64	43	46	34	85	91	108	29	652
	2020	28	37	24	8	6								103
DEAD ANIMAL ON ROADWAY	2019	2	0	2	2	1	4	1	2	4	6	4	0	28
	2020	1	4	2	5	5								17
DEAD ON ARRIVAL	2019	2	2	3	6	0	3	5	4	1	3	4	2	35
	2020	2	3	2	4	3								14
DOOR UNLOCKED	2019	11	5	5	6	6	3	2	4	10	10	6	3	71
	2020	6	6	2	2	0								16
DROWNING	2019	0	0	0	0	0	0	0	1	0	0	0	0	1
	2020	0	0	0		0								0
EMERGENCY MEDICAL CALL	2019	272	264	261	272	263	262	256	263	274	267	312	290	3256
	2020	251	348	242	297	314								1452
ESCAPE	2019	0	0	0	0	0	0	0	0	0	0	0	0	0
	2020	0	0	0	0	0								0
FIRE	2019	0	2	1	0	0	0	0	0	0	0	0	1	4
	2020	0	0	0	0	0								0
FIREWORKS COMPLAINT	2019	1	0	3	0	11	8	29	5	3	2	0	2	64
	2020	1	0	3	1	10								15
FOLLOW UP INVESTIGATION	2019	1	1	2	0	0	0	0	0	0	1	0	0	5
	2020	0	0	0	0	0								0
FUNERAL ESCORT	2019	28	13	10	12	15	16	20	15	17	13	20	17	196
	2020	20	12	13	6	4								55
GPS ALERT	2019	0	0	0	0	1	5	0	0	0	0	0	0	6
	2020	0	0	0	0	0								0
HARASSMENT	2019	16	16	13	12	18	14	14	10	15	15	14	10	167
	2020	16	14	8	7	17								62
HOMICIDE	2019	0	1	0	0	0	0	0	0	0	0	0	0	1
	2020	0	0	0	0	0								0
ICE / WATER RESCUE	2019	0	0	0	0	0	0	0	0	0	0	0	0	0
	2020	0	0	0	0	0								0
INFORMATION	2019	30	20	46	30	33	45	18	31	34	38	30	27	382
	2020	46	45	98	372	298								859

		Jan	Feb	Mar	Apr	May	Jun	Jul	Aug	Sep	Oct	Nov	Dec	Total
INTOXICATED SUBJECT	2019	4	5	11	8	3	7	5	4	18	4	6	3	78
	2020	7	4	4	1	4								20
INVESTIGATION	2019	140	118	157	140	202	155	151	184	193	187	178	168	1973
	2020	155	148	117	94	158								672
INVESTIGATION- SENIOR CITIZEN	2019	0	1	2	0	0	1	1	0	1	1	0	1	8
	2020	1	0	2	1	0								4
INVESTIGATION-ARREST	2019	1	0	7	1	3	1	0	7	2	1	1	1	25
	2020	0	3	1	0	2								6
INVESTIGATION-BAD CHECK	2019	1	0	0	0	0	0	0	0	0	0	0	0	1
	2020	0	0	0	0	0								0
INVESTIGATION-COUNTERFEIT	2019	2	1	0	0	1	2	2	0	0	1	2	1	12
	2020	2	1	2	1	1								7
INVESTIGATION-CREDIT CARD FRAUD	2019	3	3	3	2	1	1	2	1	2	1	1	1	21
	2020	4	3	1	0	1								9
INVESTIGATION-FINANCIAL CRIME	2019	0	2	2	0	3	2	1	2	0	3	4	1	20
	2020	0	0	5	1	1								7
INVESTIGATION-FORGERY	2019	3	0	2	2	6	9	3	2	1	2	3	0	33
	2020	4	4	1	0	0								9
INVESTIGATION-INTERNET CRIME	2019	4	0	3	1	3	3	4	0	0	4	0	1	23
	2020	0	1	0	0	0								1
INVESTIGATION-WARRANT ARREST	2019	13	13	17	20	12	9	14	6	14	13	8	17	156
	2020	17	12	2	0	2								33
LARCENY IN PROGRESS	2019	1	0	0	0	0	0	2	1	0	0	0		4
	2020	1	0	0	0	0								1
LARCENY/THEFT	2019	16	21	19	27	17	23	32	21	28	30	13	32	279
	2020	22	11	15	5	12								65
LARCENY-EMPLOYEE THEFT	2019	4	0	1	1	0	2	2	0	0	0	1		11
	2020	0	0	0	0	0								0
LARCENY-IDENTITY THEFT	2019	14	5	8	10	6	10	15	9	5	7	9	2	100
	2020	13	4	6	7	9								39
LOCKOUT	2019	0	0	0	0	0	0	0	0	0	0	0		0
	2020	0	0	0	0	0								0

		Jan	Feb	Mar	Apr	May	Jun	Jul	Aug	Sep	Oct	Nov	Dec	Total
M.V. ACCIDENT	2019	166	154	183	194	183	193	214	169	201	203	218	222	2300
	2020	150	153	94	44	63								504
M.V. ACCIDENT WITH INJURIES	2019	25	25	25	25	33	28	24	20	24	23	20	27	299
	2020	21	11	12	5	8								57
MASS CASUALTY INCIDENT	2019	0	0	0	0	0	0	0	0	0	0	0	0	0
	2020	0	0	0	0	0								0
MEDICAL ALARM	2019	1	2	3	3	4	1	2	3	3	2	1	2	27
	2020	3	0	2	4	0								9
MENTAL PATIENT	2019	10	3	5	3	1	4	9	2	3	4	1	4	49
	2020	3	1	1	14	7								26
MISSING PERSON	2019	1	3	4	1	3	5	0	3	2	2	1	4	29
	2020	3	5	1	3	4								16
NARCOTIC VIOLATION IN PROGRESS	2019	0	0	0	0	0	0	0	0	0	1	0	0	1
	2020	1	0	0	0	0								1
NARCOTICS VIOLATION	2019	4	6	4	2	2	3	11	5	2	12	7	4	62
	2020	4	4	3	0	3								14
NOISE COMPLAINT	2019	18	11	15	20	36	42	33	37	58	45	34	17	366
	2020	14	10	10	12	65								111
OFFICER NEEDS ASSISTANCE	2019	0	0	0	0	0	0	0	0	0	0	0	0	0
	2020	0	0	0	0	0								0
OTHER RESCUE	2019	1	0	0	0	2	1	0	0	0	0	0	0	4
	2020	0	0	0	0	0								0
PACOS ASSIGNMENT	2019	32	15	21	13	15	15	19	36	41	30	16	18	271
	2020	130	93	42	6	88								359
PARKING VIOLATION	2019	34	23	38	48	46	47	49	25	80	39	40	29	498
	2020	37	25	29	18	34								143
PISTOL PERMIT APPLICATION	2019	21	10	7	7	4	15	7	11	6	12	9	19	128
	2020	14	22	13	0	0								49
RECKLESS DRIVER	2019	19	26	25	25	45	21	30	30	38	33	33	31	356
	2020	29	18	27	14	27								115
RECOVERED PROPERTY	2019	20	8	14	10	16	18	20	17	26	11	17	12	189
	2020	19	10	13	18	21								81

		Jan	Feb	Mar	Apr	May	Jun	Jul	Aug	Sep	Oct	Nov	Dec	Total
RIOT	2019	0	0	0	0	0	0	0	0	0	0	0	0	0
	2020	0	0	0	0	0								0
ROAD HAZARD	2019	37	34	47	35	33	78	86	58	34	51	36	49	578
	2020	24	19	14	35	26								118
ROBBERY	2019	0	0	0	3	4	1	0	2	1	2	0	1	14
	2020	1	0	0	1	0								2
ROBBERY IN PROGRESS	2019	0	0	0	0	0	0	0	0	0	0	0	0	0
	2020	0	0	0	0	0								0
SEX VIOLATION	2019	0	0	1	0	1	1	1	0	1	0	1	1	7
	2020	0	1	1	0	0								2
SEX VIOLATION IN PROGRESS	2019	0	0	0	0	0	0	0	0	0	0	0	0	0
	2020	0	0	0	0	0								0
SHOPLIFTER	2019	17	14	21	10	22	16	23	15	19	30	22	23	232
	2020	31	31	24	14	21								121
STOLEN VEHICLE	2019	4	3	3	2	3	4	7	5	12	11	1	2	57
	2020	6	4	4	6	5								25
STOLEN VEHICLE ATTEMPT	2019	0	0	0	0	0	0	0	0	1	0	0	0	1
	2020	1	0	0	0	0								1
STOLEN VEHICLE IN PROGRESS	2019	0	0	0	0	0	0	0	0	0	0	0	0	0
	2020	0	0	0	0	0								0
STRUCTURE FIRE	2019	0	0	7	5	8	5	10	3	3	5	1	3	50
	2020	2	8	5	3	0								18
SUICIDE	2019	0	0	0	1	0	0	1	1	0	1	0	0	4
	2020	0	0	0	1	0								1
SUICIDE ATTEMPT	2019	0	0	2	0	0	0	2	1	2	1	0	1	9
	2020	1	1	0	0	1								3
SUICIDE THREAT	2019	4	4	7	1	4	6	4	1	6	3	4	4	48
	2020	6	4	5	3	3								21
SUSPICIOUS PERSON	2019	42	38	34	53	57	49	57	49	45	48	39	43	554
	2020	54	31	33	22	28								168
SUSPICIOUS VEHICLE	2019	29	28	19	23	25	16	17	22	23	27	21	28	278
	2020	19	24	21	22	18								104

		Jan	Feb	Mar	Apr	May	Jun	Jul	Aug	Sep	Oct	Nov	Dec	Total
TEST	2019	0	0	0	0	0	0	10	12	13	5	5	6	51
	2020	14	5	3	3	3								28
THEFT FROM MOTOR VEHICLE	2019	9	14	31	22	10	13	42	26	42	35	18	24	286
	2020	33	37	33	40	36								179
TRAFFIC CONTROL MALFUNCTION	2019	4	5	5	6	9	5	17	7	5	4	8	5	80
	2020	2	1	4	3	3								13
TRAIN ACCIDENT	2019	0	0	0	0	0	0	0	0	0	0	0	0	0
	2020	0	0	0	0	0								0
TRESPASSER	2019	7	8	12	11	9	14	7	3	6	7	8	13	105
	2020	5	10	10	26	7								58
UNKNOWN TROUBLE	2019	0	0	0	0	1	0	0	1	1	0	0	0	3
	2020	0	0	0	0	0								0
VANDALISM IN PROGRESS	2019	0	0	1	0	0	0	0	0	0	0	0	0	1
	2020	0	0	1	0	0								1
VANDALISM MISCELLANEOUS	2019	2	0	7	4	4	5	4	2	3	4	1	4	40
	2020	6	6	5	2	8								27
VANDALISM TO STRUCTURE	2019	1	3	1	0	1	0	4	2	0	2	2	1	17
	2020	1	1	2	0	3								7
VANDALISM TO VEHICLE	2019	3	1	1	3	5	4	3	7	5	8	9	6	55
	2020	8	7	6	2	4								27
VESSEL INSPECTION	2019	0	0	0	0	5	3	3	1	0	0	0	0	12
	2020	0	0	0	0	0								0
WATER RESCUE	2019	0	0	0	0	1	1	1	2	0	1	0	1	7
	2020	0	1	0	1	1								3
WIRES DOWN	2019	3	6	26	2	3	11	15	12	1	19	1	5	104
	2020	1	2	0	1	1								5